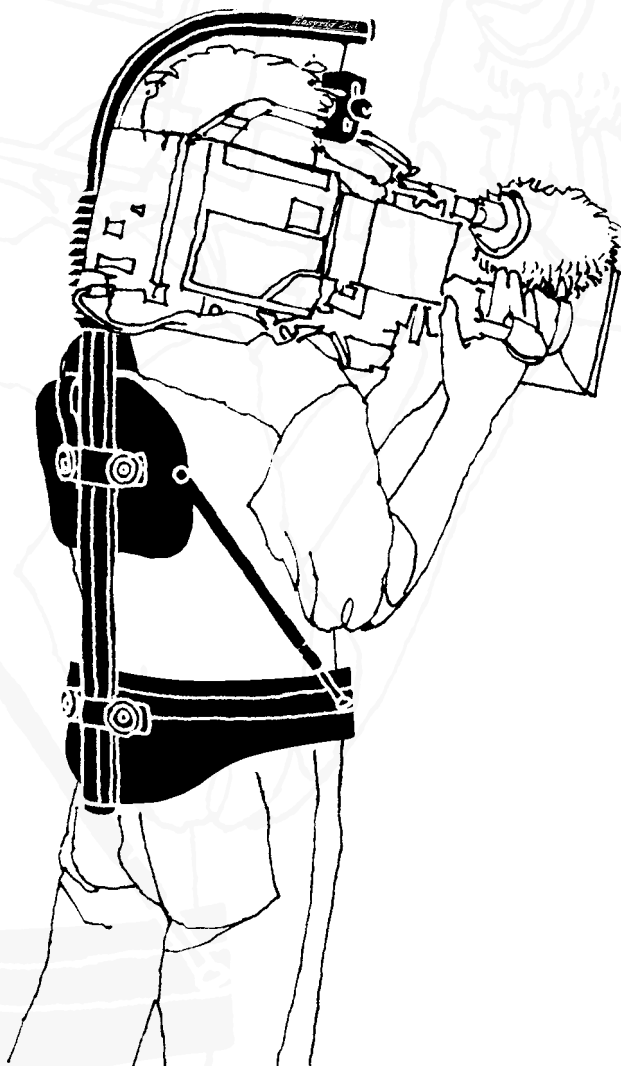


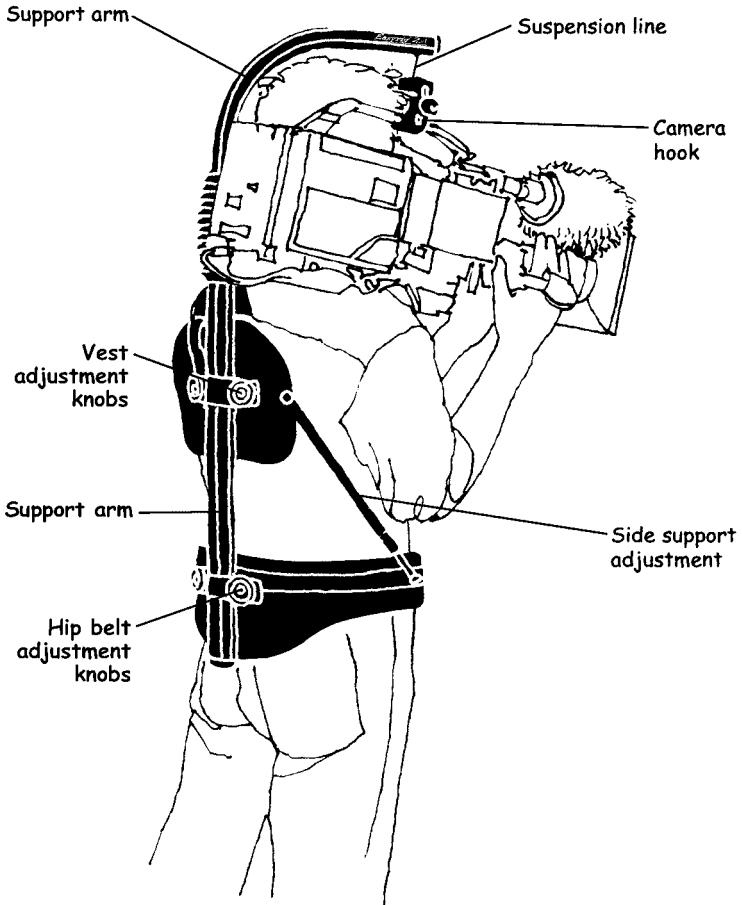
Pat.
S15
EASYRIG[®]

User Manual

Setup and
Adjustment



www.easyrig.se



Weight	3,1-3,4 kg (6,8-7,5 lbs)
Height	90-100 cm (2'11"-3'3")
Suspension line (fully stretched)	88 cm (2'10")
Maximum load	25 kg (55 lbs)

Congratulations on your new Easyrig!

Easyrig is patented and specially designed by a photographer for professional photographers. It can be used with both video and film cameras. EASYRIG is manufactured in Sweden and has been ergonomically tested with optimal results.

EASYRIG gives you the advantages of both handheld camera and tripod camera; i.e. with the speed and mobility of the handheld camera you can still achieve steady pictures. EASYRIG relieves your back and shoulders. The load is redistributed to the hips so that you can concentrate on the actual filming. You won't suffer from a strained back or shoulders as you would from normal handheld shooting and you will be able to work for longer periods of time.

After you are finished with your Easyrig, just fold it and put it in the specially designed Petrol bag that your Easyrig is delivered in.

Easyrig will be your best tool when you do sport events, documentaries, news, yes, any occasion where handheld camera is required.

To get most out of your Easyrig, please read the instruction booklet carefully.

Have fun!



Johan Hellsten

Using the Easyrig

It is as simple to put the Easyrig on as it is with a backpack. Just don't forget to adjust it so it feels comfortable.

The weight of the camera should primarily be on your hips. It is important that the support bar is vertical - if it is lopsided, the load will be unevenly distributed on the hips and the camera might hit the bar.

The hip belt should be tightened so that the rig doesn't slide down or around the hips. The shoulder strap is mainly for balancing the Easyrig, and prevent it from tilting.

If the support arm is too high or too low, first try adjusting the support bar in relation to the hip belt/vest. It is also possible to adjust the tube inside the support bar, but that might require adjusting the tightness of the suspension line. Note that there must not be more than 10 cm (4 in) between the lower end of the tube and the adjustment ring.

When attaching the hook onto the camera, you might find it easier to put the camera on a table or a bench first. Try and find the right balance before you secure the hook.

Don't forget to fasten the safety line.

Hip shots

Easyrig gives you the freedom to shoot from various levels. You simply move the camera down from your shoulder as you would in an ordinary handheld situation - only now you don't feel more than a fraction of the camera's weight.

When shooting at hip level, lean backwards when pushing the camera forward, thus minimising the load on your back.

The length of the suspension line makes it possible to move the camera as far as your arms reach.

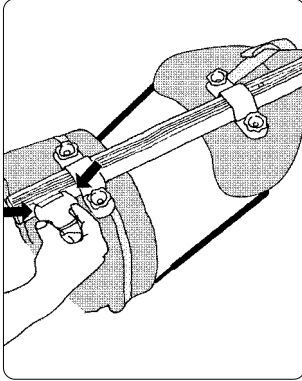


Fig. 1
Undo the buckle and unfold
the support arm.

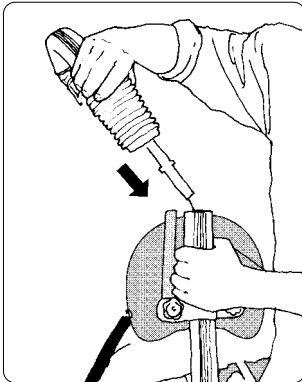


Fig. 2
Let the tube slide into the
back support bar and pull
over the bellows.



Fig. 2
Put on your Easyrig.
Adjust the hip belt until you
find the rig comfortable.
Pull the belt tightly.

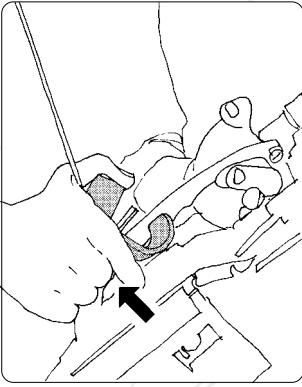


Fig. 4
Attach your camera to the Easyrig. Use your middle finger to open the hook. Secure the hook by turning the knob clockwise. Fasten the safety line.

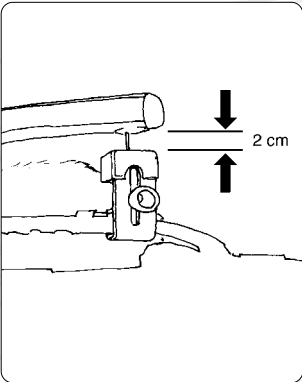


Fig. 5
Leave a gap of approx. 2 cm (1 inch) between the camera and the support arm.




Fig. 6
If adjustment is needed, loosen the knobs and move the hipbelt and/or the vest to find the right position.

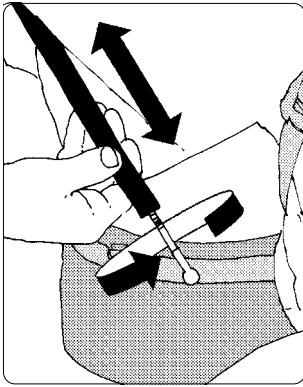


Fig. 7
By adjusting the side supports you will move the weight on your hips.

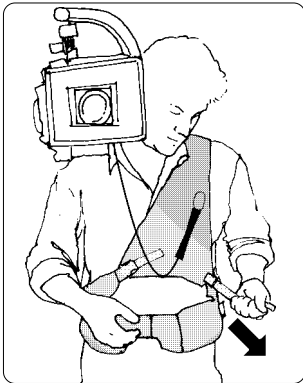


Fig. 8
Adjust the chest strap if necessary, but don't pull it too tight.
Your Easyrig is now ready to be used.

Different powered shock absorbers

CAMERA WEIGHT at +20°C							
kg	6	8	10	12	14	16	kg
		300 N					
			400 N				
				500 N			
					600 N		
						700 N	
lbs	13	17	22	26	30	35	lbs
CAMERA WEIGHT at 68°F							

Safety precautions

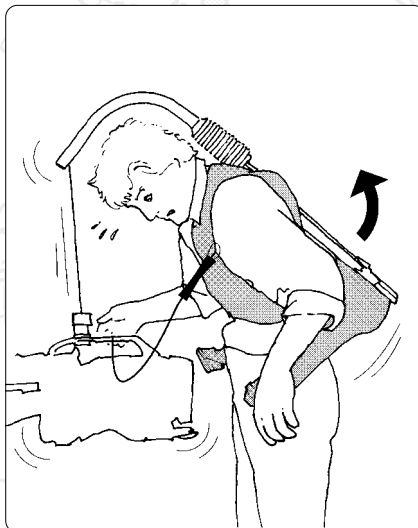
Always hold the camera when working with the Easyrig. There is a safety strap which you attach to the camera and hook onto the vest.

Never undo the hip belt buckle when the camera is attached to the Easyrig! The weight of the camera will pull the top of the Easyrig down, and you might lose control of the camera.

If you fall into water when wearing the Easyrig, it's important to get the equipment off quickly. Just release the hip belt and shoulder strap buckles and slide the shoulder strap over your arm.

Be especially careful when filming in rough terrain. Make sure you wear comfortable shoes and clothing.

If you work with the Easyrig under special conditions, i.e. in a car, boat, plane or helicopter, make sure to use a safety belt or harness.



Some practical advice

Try to keep the camera as close to your body as possible, to avoid unnecessary strain on your back.

When filming upwards, you might find it easier if you have the camera tucked under your arm.

When filming at hip or knee level, you can remove the eye piece in order to see better. You could also attach an LCD screen, to get better control of the shot.

When shooting at hip level during longer periods of time, rest the camera on the hip belt to increase stability.

Avoid getting your clothing creased under the hip belt since it may cause discomfort.

Use the Easyrig for transporting your camera to and from the filming site.

When folding your Easyrig, always make sure to put the upper part of the support arm inside the hip belt and fasten the buckle at the back of the hip belt. This will prevent the suspension line from wearing.

When filming with a cable, fasten it to the Easyrig in order to maintain stability.

If you don't use your Easyrig for more than a couple of months, make sure to store it standing up. Otherwise the shock absorber gasket might dry out.

"Easyrig is an effective ergonomic relief aid for back and shoulders, intended for TV cameramen working with hand held cameras. A considerable load relief has been ascertained. The aid provides a good basis for improvement of back health. The results show that this aid can give longterm benefits in the form of improved back health, work effectiveness and picture quality."
Elisabeth Schell, Authorised ergonomist and registered physio-therapist, Swedish Television.

Australia

Lemac
Sydney:
14-16 Punch Street
Artarmon NSW 2064
Phone: +61 2 9438 4488
Fax: +61 2 9438 3399
e-mail: lemac@lemac.com.au
web: www.lemac.com.au

Melbourne:
2 Griffiths Street
Richmond VIC 3121
Phone: +61 3 9429 8588
Fax: +61 3 9428 3336

Brisbane:
5 Exhibition Street
Bowen Hills QLD 4006
Phone: +61 7 3252 9777
Fax: +61 7 3252 9877

Austria

Avisy Electronics GmbH
Felbigergasse 38
1140 Wien
Phone: +43 1 41 960 10
Fax: +43 1 41 960 07
e-mail: office@avisys.co.at
web: www.avisys.co.at

Bangladesh

Film Trust
81 North South Road, 1st.
Floor
Bijoy Nagar
Dhaka - 1000
Tel: +880 2 831 6514,
935 1939
Fax: +880 2 831 9388
E-mail: filmtrust@agni.com

Belgium

ARC
Rue Dries 167
Driesstraat
1200 Brussels
Phone: +32 770 6444
Fax: +32 772 3388
e-mail:
arc.cinevideo@skynet.be

ES Video Facilities
Technologielaan 3
3001 Heverlee
Phone: +32 16 40 40 20
Fax: +32 16 40 51 60
e-mail: info@esvideo.be
web: www.esvideo.be

Canada

Precision Camera Inc.
181 Carlaw Avenue
Toronto, Ontario,
M4M 2S1
Phone: +1 416 461 3411
Fax: +1 416 461 4869
web: www.pci-canada.com

Support Communication Inc.
4949 E. Metropolitan
Montreal Quebec
HIR 1Z6
Phone/fax: +91 514 498 3335

China

Videotech Consultants
Company
13B, Fuk Shing Mansion
89 Ma Tau Wai Road
Hung Hom, Kln, Hong Kong
Phone: +852 2764 9763
Fax: +852 2362 5996

Cyprus

PMS Imaging Ltd.
11 Dighenis Akritas Av.
P.O.Box 22315
1586 Nicosia
Telephone: +357 2 746 746
Fax: +357 2 438 209

Denmark

Zimmermann Film &
Videoteknik
H.C. Ørstedsvvej 11 B
1879 Frederiksberg C
Phone: +45 33 25 85 25
Fax: +45 33 25 85 23
e-mail: mail@zimmermann.dk
web: www.zimmermann.dk

Egypt

Egypt Plus
12 Soliman Abaza street
Mohandseen
Giza 12311
Phone: +20 2 761 3484,
337 3914, 338 0529
Fax: +20 2 337 3914
e-mail:
m_seif@messageasap.com

Finland

Pro Av Saarikko Oy
Otakuja 2
02150 Espoo
Phone: +358 9 5259 2113
Fax: +358 9 5259 2123
e-mail: ilkka@proav.fi
web: www.proav.fi

France

Emit
2, Bd de la Libération
Urbaparc 1 Bat A3
93284 Saint Denis
Phone: +33 1 48 13 90 10
Fax: +33 1 48 13 90 13
e-mail: emit@wanadoo.fr

Germany

Filmtechnik
A. Chrosziel GmbH
Klausnerring 6
85551 Heimstetten
Phone: +49 89 901 09 10
Fax: +49 89 447 08 61
e-mail: info@chrosziel.de
web: www.chrosziel.com

Great Britain

OpTex
20-26 Victoria Road, New
Barnet, UK EN4 9PF
Phone: +44 20 84 41 21 99
Fax (Sales):
+44 20 84 49 36 46
Fax (Rentals):
+44 20 83 64 92 35
e-mail: info@optexint.com
web: www.optexint.com

The Industry Ltd.
8 Beresford Avenue
Wembley
Middlesex, HA0 1LA
Phone: + 44 20 8795 7555
Fax: + 44 20 8795 7666
e-mail:
info@fullyequipped.co.uk

Holland

Tape Check Nederland B.V
Industrieweg 16
3846 BD Harderwijk
telephone +31 341 414466
Fax: +31 341 419625
e-mail: info@tapecheck.com
web: www.tapecheck.com

Fofic b.v.
Kruyderlaan 35
3431 BM Nieuwegein
Nederland
Phone: +31 30 6044422
Fax: +31 30 6047944
e-mail: joop.vorderland@fofic.nl
web: www.fofic.nl

Israel

Band Pro Film Video Inc.
22, Jabotinsky Street
Ramat-Gan, 52495
Tel: +972 3 673 1891
Fax: +972 3 673 1894
e-mail:
bandpro@netvision.net.il
web: www.petrolbags.com

Italy

Cartoni S.p.A.
Via Giuseppe Mirri 13
00159 Rome
Phone: +39 06 438 2002
Fax: +39 06 435 88293
e-mail: edp@cartoni.com
web: www.cartoni.com

Japan

Suzuki Enterprises Inc.
Daiichi Nishiya bld 2f
1-7-3 Hatagaya, Shibuya-Ku
Tokyo 151-0072
Phone: +81 3 5350 8235
Fax: +81 3 5350 8237
e-mail: sei@sei8404.com

Korea

Digital Sunwoo Co. Ltd
10F, KCE B/D, #16-60,
Hangangro 3Ka, Yongsan-Ku,
Seoul
Phone: +82 2 705 1245
Fax: +82 2 705 1244
e-mail:
sunwoo@digitalsunwoo.co.kr
web: www.digitalsunwoo.co.kr

Norway

Bright AS
Brenneriveien 11
0182 Oslo
Phone: +47 22 98 22 22
Fax: +47 22 98 22 23
e-mail: post@brighttech.no
web: www.brighttech.no

Philippines

MQ Lighting Enterprises Inc.
Grd Floor Lydia Building

39 Polaris Street, Bel-Air
Village
Makati City
Phone: +63 2 8908858,
8961455, 8961471
Fax: +63 2 8961502, 8964675
e-mail: mqlight@info.com.ph

Russian Federation

CineLine
65 bld.5 Leningradskoe shosse
124445, Moscow
Phone/fax: +7 095 4584381
e-mail: cineline@inbox.ru

Singapore

Professional Equipment People
Pte Ltd
7 Magazine Road
#03-03 Central Mall
Singapore 059572
Phone: +65 536 2688
Fax: +65 536 2188
e-mail: pepsin@pacific.net.sg

Spain

Ceproma, S.A.
Arturo Soria, 106
Chalet 3
28027 Madrid
Phone: +34 91 408 60 12
Fax: +34 91 408 28 54
e-mail: ceproma@teletel.es

Taiwan

View Point Image Assemblies
6F No. 153 Shuei-Yuan Rd.
Taipei
Phone: +886 2 2303 7899
Fax: +886 2 2301 2028
e-mail:
yltgrove@tp.silkera.net

Turkey

Sigma
Guniz Sokak 23 / 8
Kavaklidere 06700
Ankara
Phone: +90 312 4662169,
4662170
Fax: +90 312 4662175
e-mail:
sigmases@sigmases.com
web: www.sigmases.com

USA

16x9inc.
P.O. Box 10142
Burbank, CA 91505
Phone: +1 818 972 2839
Fax: +1 818 972 2832
Toll Free: 1 866 800 1699
web: www.16x9inc.com

If there is no agent in your
country, please contact our
head office directly:

EASYRIG AB

Box 6106
906 04 Umeå
Sweden
Phone/fax: +46 90 77 60 01
e-mail: info@easyrig.se
web: www.easyrig.se

Easyrig limited Warranty

Manufacturer's products are warranted to be free from defects caused by faulty materials or workmanship for a period of two years from the date of purchase. The liability of the Manufacturer under this warranty is limited to repairing, replacing, or at its option issuing credit for any of its products which are returned by purchaser during such period provided, however, that:

- A. Warranty card is properly filled out and returned to Manufacturer within 30 days of purchase.
- B. Defective merchandise is returned to Manufacturer accompanied by a report of findings indicating the basis of/for rejection and with transportation charges paid by the purchaser.
- C. That such defects exist and have not been caused by abuse, misuse, neglect, improper installation or assembly, repair, alteration or accident.

In no event shall Manufacturer be liable for collateral or consequential damages of any nature. This warranty is in lieu of all other warranties expressed or implied.

Easyrig Warranty Information card

Please mail within 30 days of purchase.

Name _____ Title _____
Company _____ Type of business _____
Address _____
City _____ Postal code _____
Country _____
Phone: _____ Fax: _____
e-mail: _____
Easyrig serial No: _____
Purchase location/company: _____ Date: _____

Please send to: Easyrig AB
Box 6106
906 04 Umeå
Sweden

or fax to: +46 90 77 60 01
Thank you!

